


# ANKAme®

PERMANENT AND TEMPORARY ROOF ANCHORS  
+ OTHER HEIGHT SAFETY EQUIPMENT

# TEMPORARY / PERMANENT ROOF ANCHORS & ACCESS LADDER BRACKETS

## TEMPORARY ROOF ANCHOR ADAPTS TO

Custom Orb, Trimdeck, Spandeck & Concrete Fix



## PERMANENT ROOF ANCHOR ADAPTS TO

Custom Orb, Trimdeck, Spandeck, KLIP LOK 500,  
KLIP LOK 700 & Concrete Fix



### ROOF ANCHOR KEY FEATURES

- ✓ Temporary & permanent applications.
- ✓ Compliant & certified product to AS/NZS 1891.4:2009.
- ✓ Aligns to roof screw pattern and profile.
- ✓ Comes with fastenings and user manual.
- ✓ Light weight & durable, (3kg).

- ✓ Adapts to metal roof sheeting & concrete fix.
- ✓ Surface mountable.
- ✓ Quick & easy install, colour coded installation
- ✓ Instructions on roof anchor, with QR coded user guide.
- ✓ Installed by any competent person.

## TEMPORARY & PERMANENT ACCESS LADDER BRACKET

Used for safe ladder access to roofs  
and against walls.

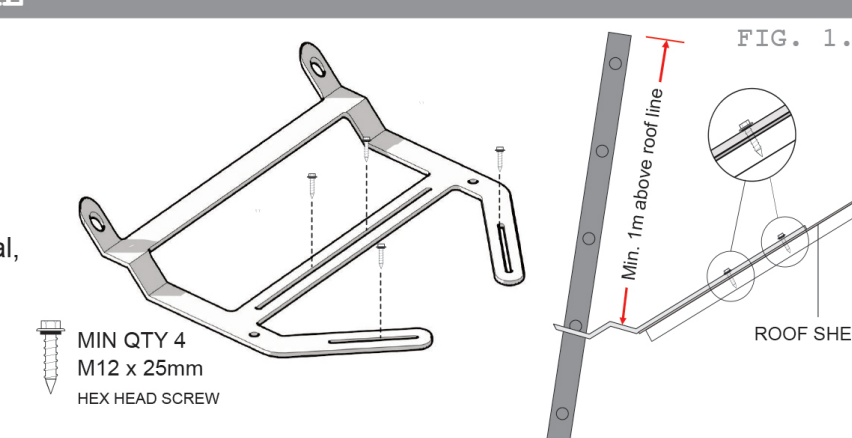


### FOR FIXING TO METAL

#### PERMANENT fix onto METAL

For roof or wall mounting, a minimum of 4 12x25mm roof screws with neoprene washer must be used for the permanent fix installation onto metal material, as shown in FIG 1.A

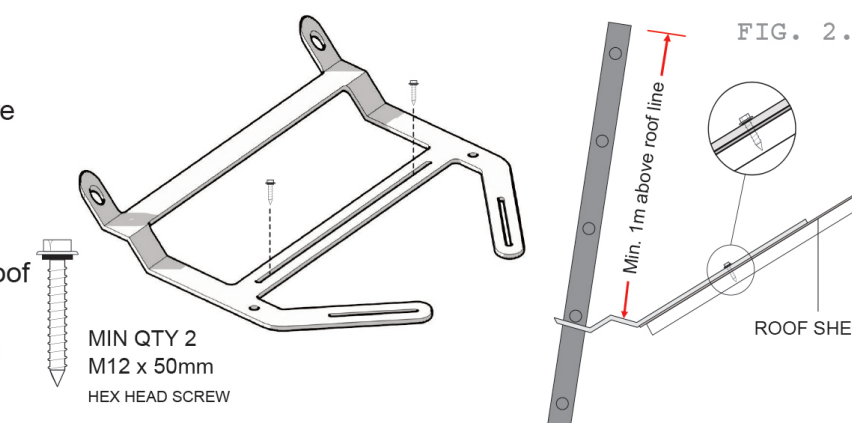
Comes with permanent fixings.



#### TEMPORARY fix onto METAL

For roof or wall mounting, a minimum of 2 12x50mm roof screws with neoprene washer are used for the temporary fix installation onto metal roofs or walls as shown in FIG 2.A.

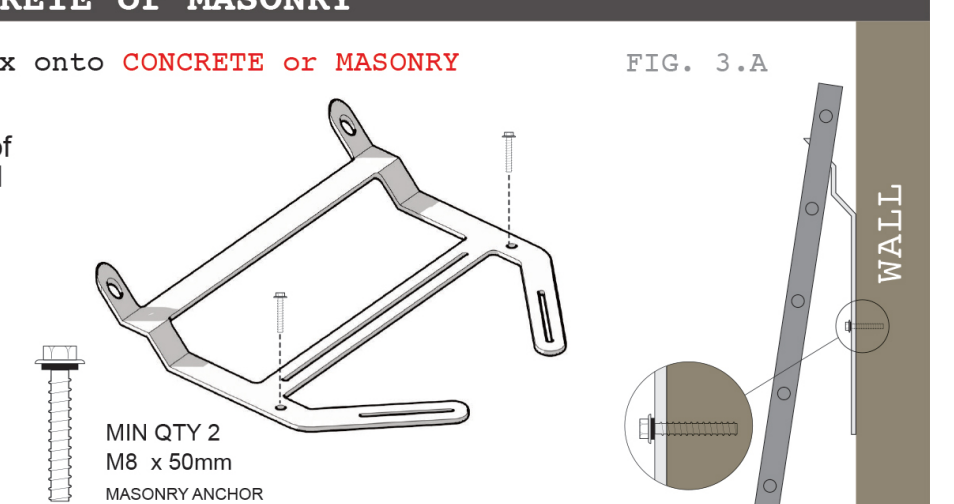
All screws must penetrate into timber or steel structure below roof sheeting, as shown. Temporary fixings to be used from existing roof. Temporary fix application is not suitable for Permanent fix application.



### FOR FIXING TO CONCRETE or MASONRY

#### TEMPORARY or PERMANENT fix onto CONCRETE or MASONRY

For wall mounting, a minimum of 2 8x50mm anchor bolts are used for the permanent fix installation onto concrete roofs or walls, as shown as shown in FIG 3.A



If in doubt about installation methods, visit [www.ankame.com.au](http://www.ankame.com.au) or scan this QR code to access our online information and technical specifications.

### LADDER ACCESS BRACKET KEY FEATURES

- ✓ Temporary & permanent use.
- ✓ Compliant & certified product to AS/NZS 1657:2018.
- ✓ Aligns to roof screw pattern and profile.
- ✓ Comes with permanent fastenings and user manual.
- ✓ Light weight & durable, (1kg).
- ✓ Adapts to all common metal roof sheet profiles & concrete fix.

- ✓ Fits up and over most common gutters.
- ✓ Surface mountable & made from Hi-grade aluminium.
- ✓ Quick & easy install, instructions on roof anchor, with QR coded user guide.
- ✓ Installed by any competent person.

ANKAme®.com.au